



西安电力高等专科学校
XI'AN ELECTRIC POWER COLLEGE

2021

西安电力高等专科学校
毕业生就业指导中心

.....	1
.....	2
1.1	2
1.2	3
1.2.1	3
1.2.2	3
1.2.3	3
1.2.4	4
1.3	4
1.3.1	4
1.3.2	5
1.4	7
1.4.1	7
1.4.2	7
1.5	8
1.6	9
1.6.1	9
1.6.2	10
1.6.3	10
.....	11
2.1	11

2 1.1	11
2 1.2	11
2 1.3	11
2 1.4	12
2 1.5	13
2 2	14
2 2 1	14
2 2 2	15
2 2 3	16
2 2 4	17
2 2 5	18
	20
3 1	20
3 1.1	20
3 1.2	21
3 1.3	22
3 2	25
3 2 1	25
3 2 2	25
3 2 3	26
3 3	27
3 3 1	27
3 3 2	28

	29
4.1	29
4.2	29
4.2.2	30
4.2.3	30
4.2.4	30
	32
5.1	32
5.2	32
5.2.1	32
5.2.2		32
5.3	33
5.3.1	33
5.3.2	34

2021

2021

2021

2021 9 1

第一部分 就业基本情况

1.1

333

“

”

104

61

11

53

5

3

1

5

8

51

109

37

5

“

” “

” “

” “

” “

” “

”

“

” “

” “

” “ 20182019

50 ” “

”

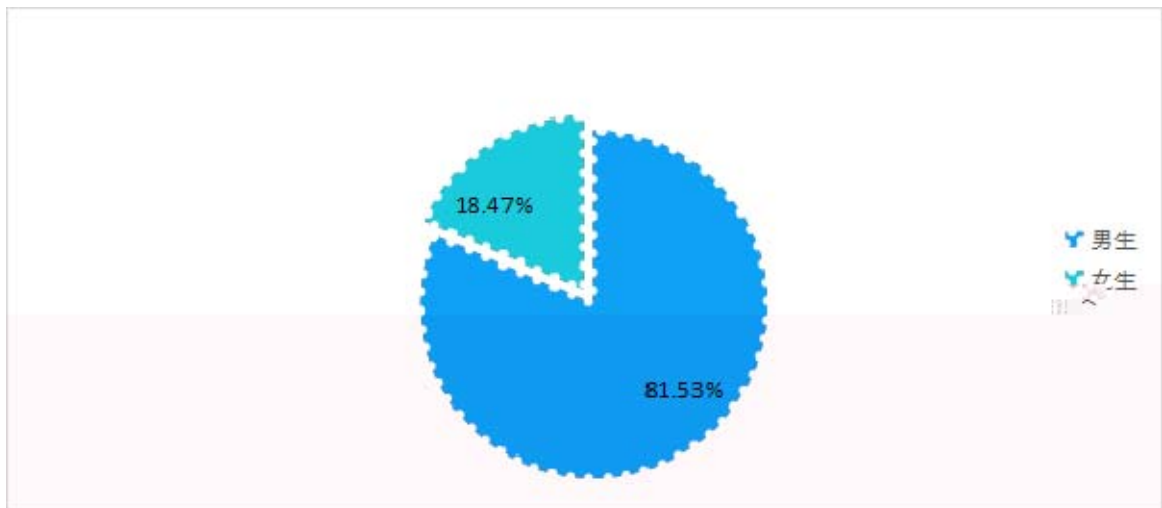
1.2

1.2.1

	2021	6
731	474	257

1.2.2

2021 596 135



1-1 2021

1.2.3

1-1 2021

	2021		2021
	-		16
	-		-
	-		1

	-		-
	10		3
	-		-
	-		-
	-		3
	-		6
	-		9
	-		520
	-		53
	-		71
	-		13
	8		18

1.2.4

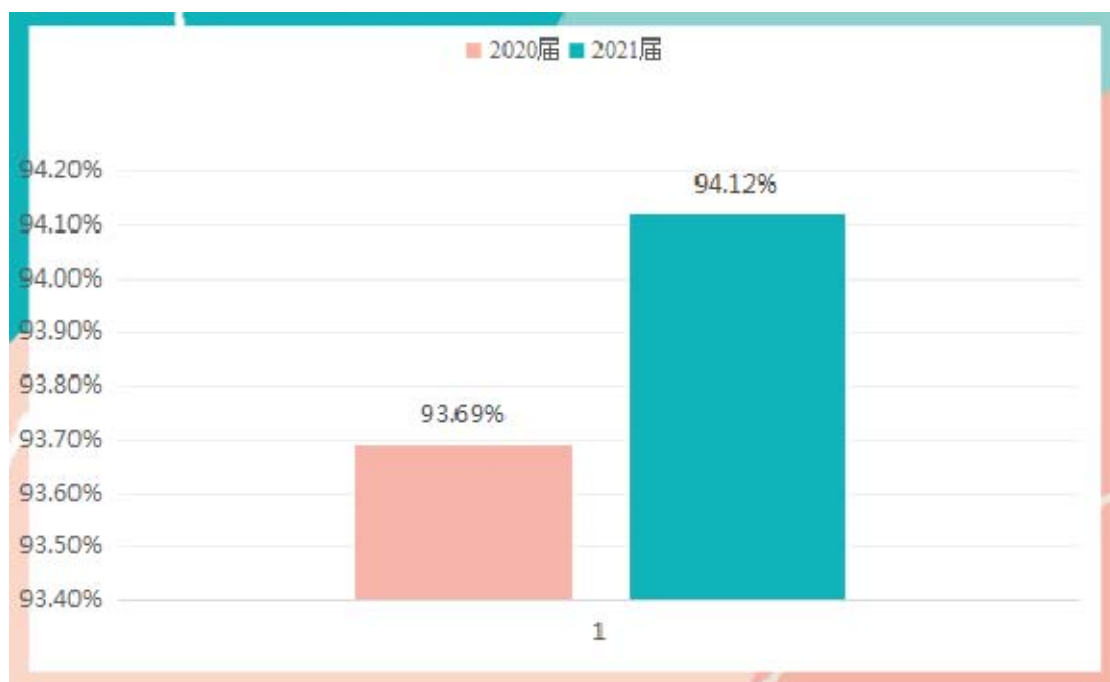
1-2 2021

	186
	85
	81
	122
	85
	172
	731

1.3

1.3.1

..... 9 1 2021 731 688
94.12%

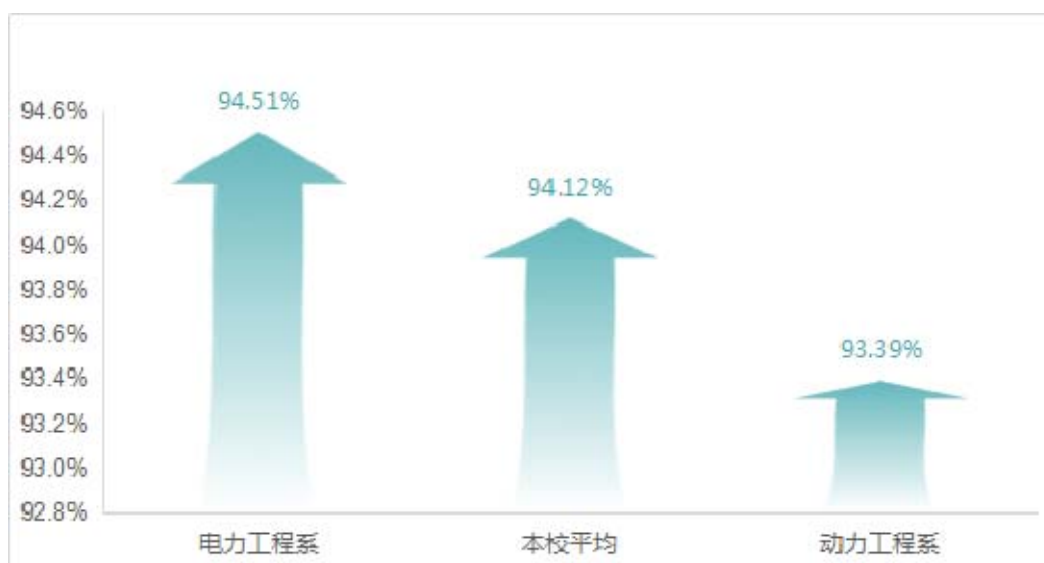


1-2

1.3.2

2021

94.73% 93.77%



1-3

2021

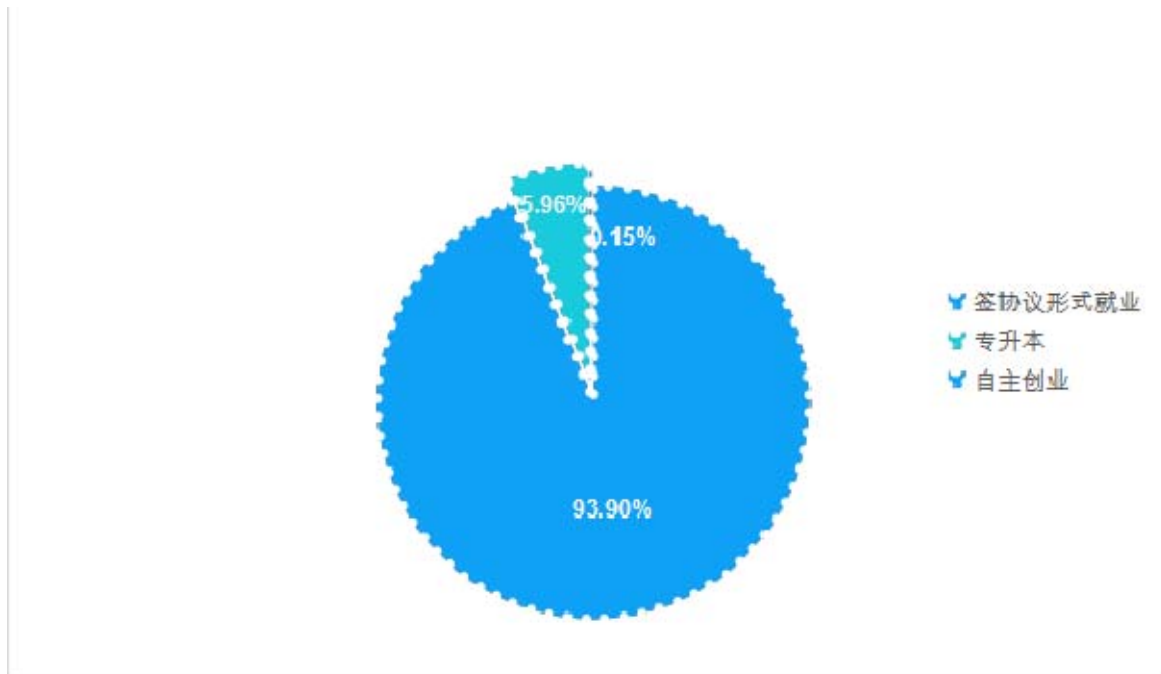
1-4

1.4

1.4.1

4

9	1	688	646
	1	41	



1-5 2021

1.4.2

2021	41	29
	11	
12	3	
	7	

3

12

3

9

1-3 2021

	6
	5
	2
	2
	12
	2
	2
	2
	4
	3
	1
	41

1.5

2021

43

5.88%

27

16

1-4

1-4 2021

1		4
2		6

3		9
4		8
5		3
6		13
7		43

1.6

2020

“ ”

1.6.1

“ ” “

”

“ ”

1.6.2

“ ”

“ ”

1.6.3

第二部分 学校促进就业主要特点

2.1

2.1.1

”

“

2.1.2

2.1.3

1

“ ”

“

” “ ”

2021

86 “

”

2

“ ”

2

2.1.5

2.2

2.2.1

1

2021

2021

2

QQ

3

“ ” “

24365

” “ ”


“ ” “

2021

”

3

“



2.2.3

					“	”
					“	”
				3		
	2021			292		286
19		97.95%				63
	2021					
		100%		15		
43			3			
	2021			38	35	92.11%
				1	1	
						74 2021

2.2.4

”

“

2021	224	123
	101	

2.2.5

第三部分 就业相关分析

3.1

3.1.1

		2021	
544	83.82%	33	5.08%
72	11.09%		

2021

3-1 2021

	326	50.38%
	64	9.89%
	60	9.27%
	57	8.81%
	24	3.55%
	23	3.55%
	18	2.78%
	12	1.85%
	11	1.70%
	11	1.70%
	10	1.55%
	7	1.08%
	5	0.77%

	3	0.46%
	3	0.46%
	3	0.46%
	3	0.46%
	2	0.31%
	2	0.31%
	1	0.15%
	1	0.15%
	1	0.15%
	647	100%

3.1.2

2021

90%

3-2 2021

	619	95.67%
	12	1.85%
	3	0.46%
	2	0.31%
	2	0.31%
	2	0.31%
	2	0.31%
	1	0.15%
	1	0.15%

	1	Q 15%
	1	Q 15%
	1	Q 15%

3.1.3

1

2021

510

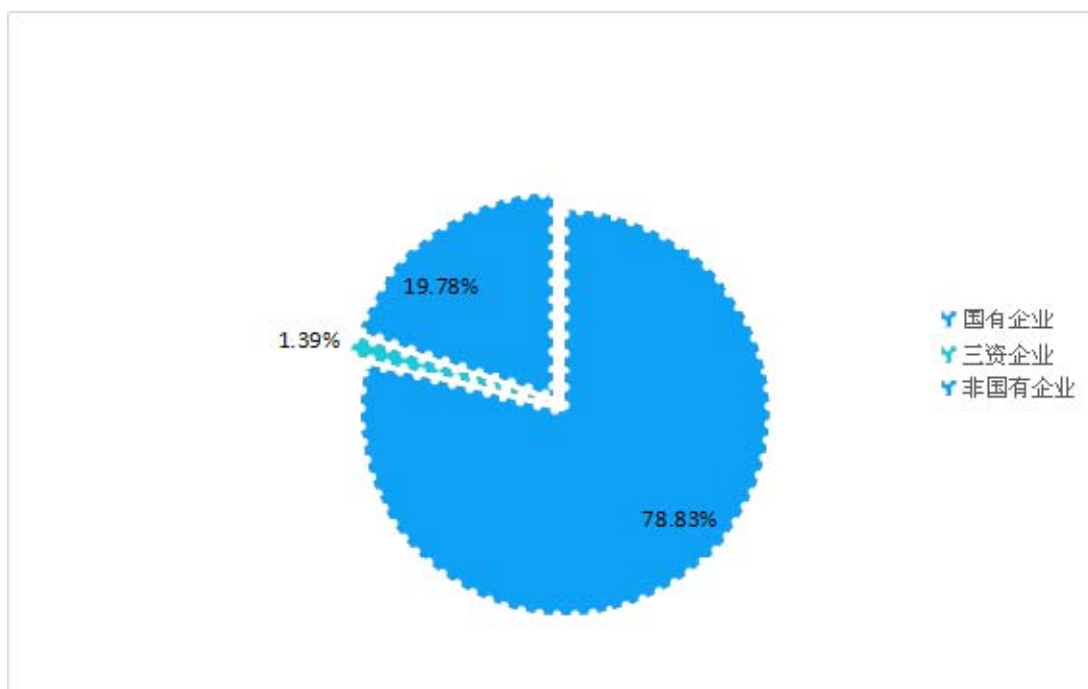
78.83%

128

19.78%

9

1.39%



3-1 2021

2

2021

172

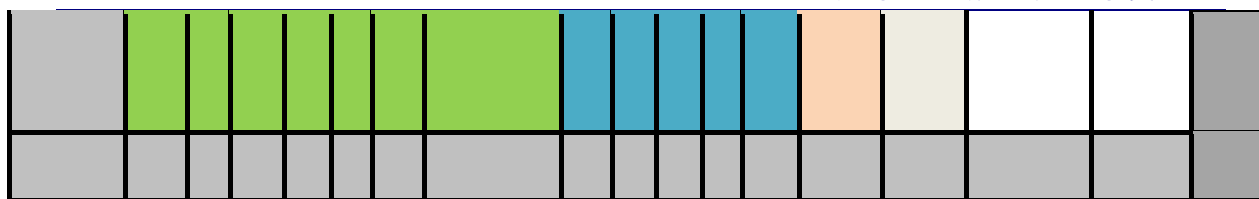
67

85

203

81.45 %

3-3 2021



3

3-4 2021

1		64
2		58
3		35
5		32
4		24
6		21
7		16
8		17
9		16
10		13
11		12
12		11
13		11
14		11
15		10
16		10

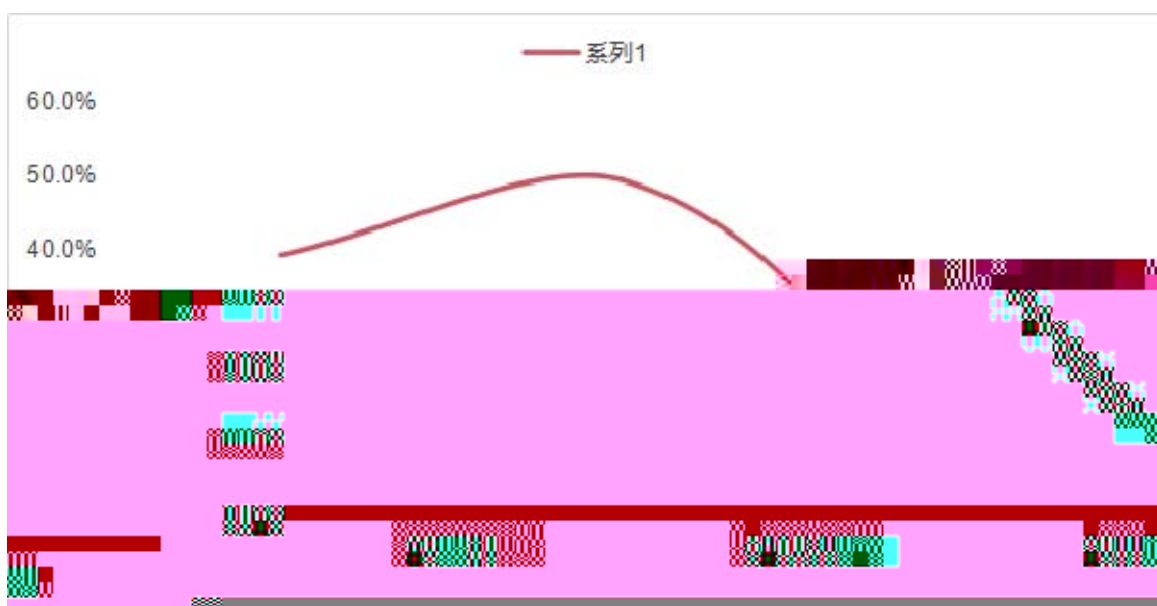
3.2

3.2.1

3-3 2021

3.2.3

2021 39.13% 50005500
49.17% 55006000 , 11.7%
6000



3.3

3.3.1

“ ” “ ”

”

97%

2021

3-5 2021

	178	97.80	4	2.20	0	0.00
	78	96.30	3	3.70	0	0.00
	70	95.89	3	4.11	0	0.00
	112	98.25	2	1.75	0	0.00
	80	97.56	2	2.44	0	0.00
	152	96.20	6	3.80	0	0.00
	670	97.00	20	3.00	0	0.00

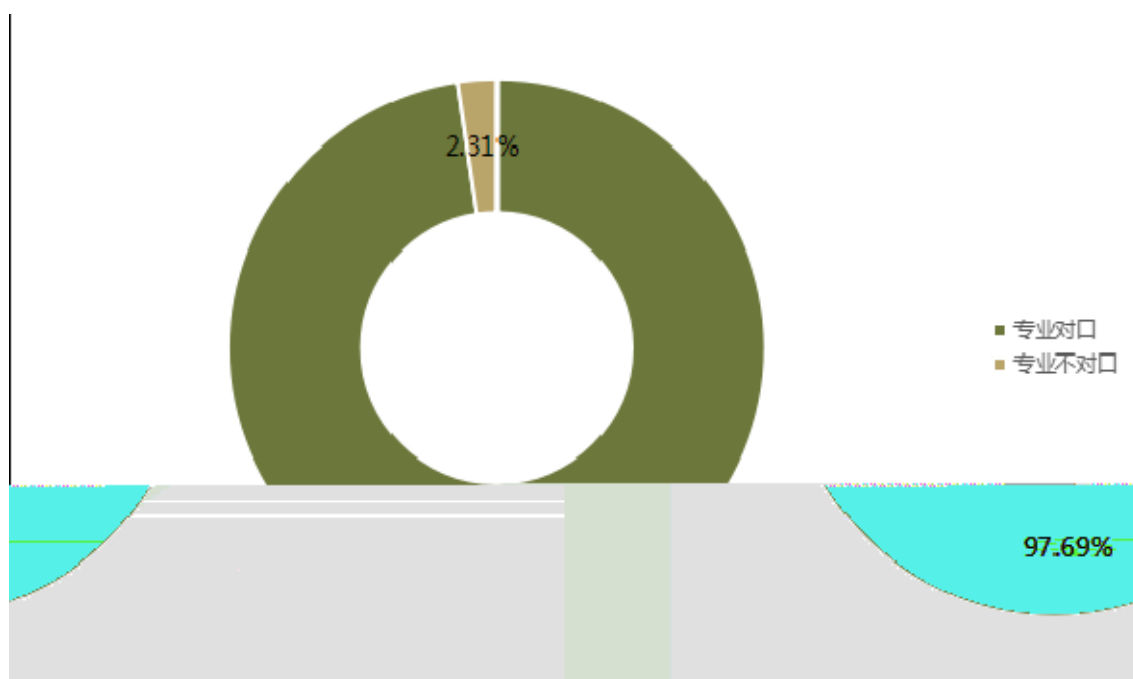
3.3.2

634

15

2021

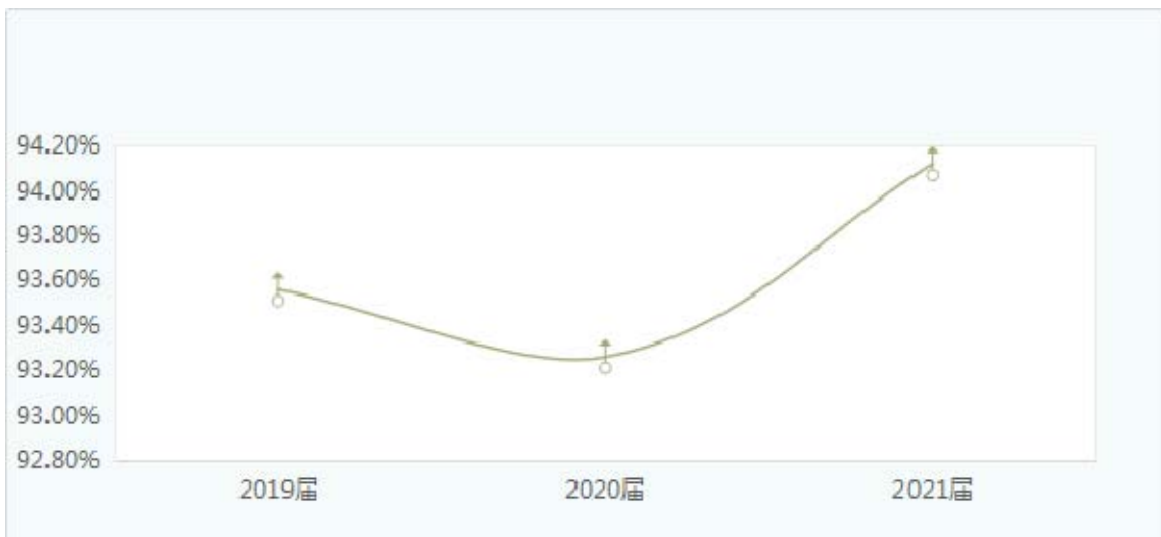
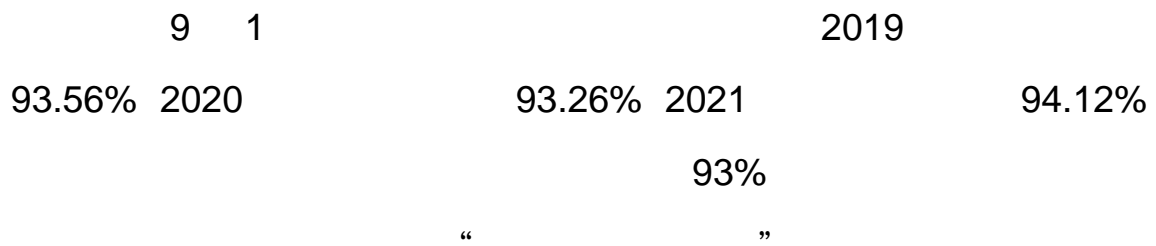
95%



3-5 2021

第四部分 就业发展趋势分析

4.1



4.1 2019 ~2021

4.2

4.2.1

2021

70%

2020

2021

4.2.2

2021

21

3.04%

7

5

1

8

4.2.3

4.2.4

2020

2021

第五部分 就业对教育教学的反馈

5.1

5.2

5.2.1

5.2.2

5-1 2021

5.3

5.3.1

2021

96%

87%

5-2 2021

5.3.2

.....

2021

5-3 2021

